

Scaled data based on original data using
LM-79-08 Approved Method: Electrical and Photometric Measurements of Solid-
State Lighting Products

Test Report Prepared for
Cooper Lighting Solutions
(formerly Eaton)

Brand: INVUE

Report Number: P596543

Luminaire Tested: **MSA-SA1D-827-U-5WQ**

Issue Date: 5/27/2021

Test Information

Test Method: LM-79-08
Report Number: P596543
TEST IS SCALED FROM IESNA LM-79-08 TEST DATA (G2-1910-543-4)
Test Lab: INNOVATIONS CENTER
Issue Date: 5/27/2021
Manufacturer: COOPER LIGHTING SOLUTIONS (FORMERLY EATON)
Product Line: INVUE
Catalog Number: MSA-SA1D-827-U-5WQ
Description: MESA POST TOP DECORATIVE LUMINAIRE. (1) LIGHTSQUARES WITH 16 LEDS EACH AND TYPE V WIDE OPTICS.
Light Source: -
Ballast/Driver: ELECTRONIC DRIVER

Summary

Lumens per Lamp: N/A
Luminaire Lumens: 5408 lumens
Efficiency: N/A
Efficacy: 80.7 lumens/watt
Luminous Opening: Rectangular (W 0.5' x L: 0.5' x H: 0')
IES Classification: Type V - Short
BUG Rating: B3 - U0 - G1

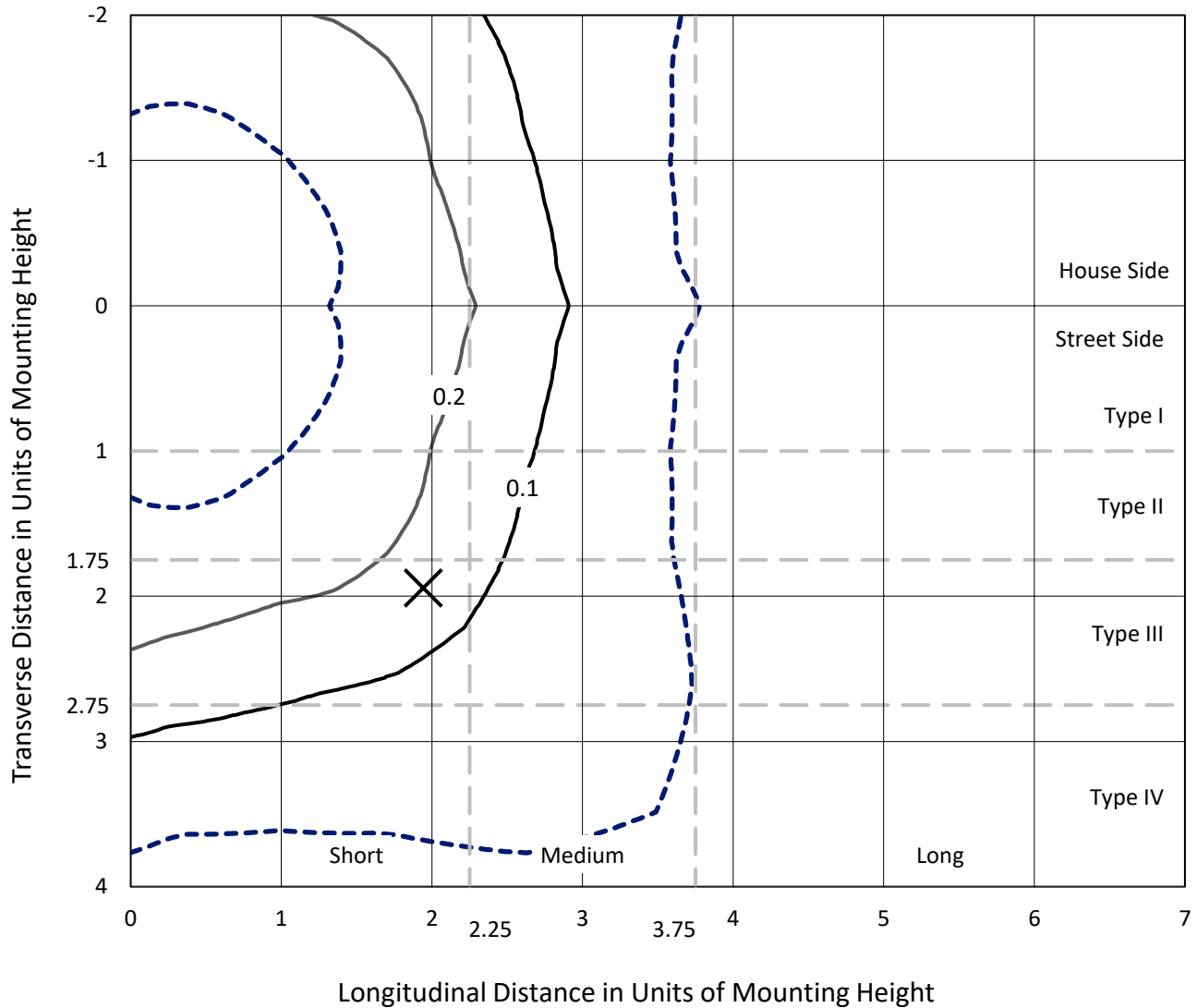
Input Watts (W): 67
Input Voltage (V): NR
Input Current (Ain): NR
Voltage Rise (V): NR
Power Factor: NR
Total Harmonic Distortion (THDi): NR
Frequency (hertz): 60
Stabilization Time: NR
Operation Time: NR
Ambient Temperature (°C): NR
Test Distance: 28.75 FT



REPORT NUMBER: P596543
 CATALOG NUMBER: MSA-SA1D-827-U-5WQ

Iso-Footcandle Lines of Horizontal Illumination

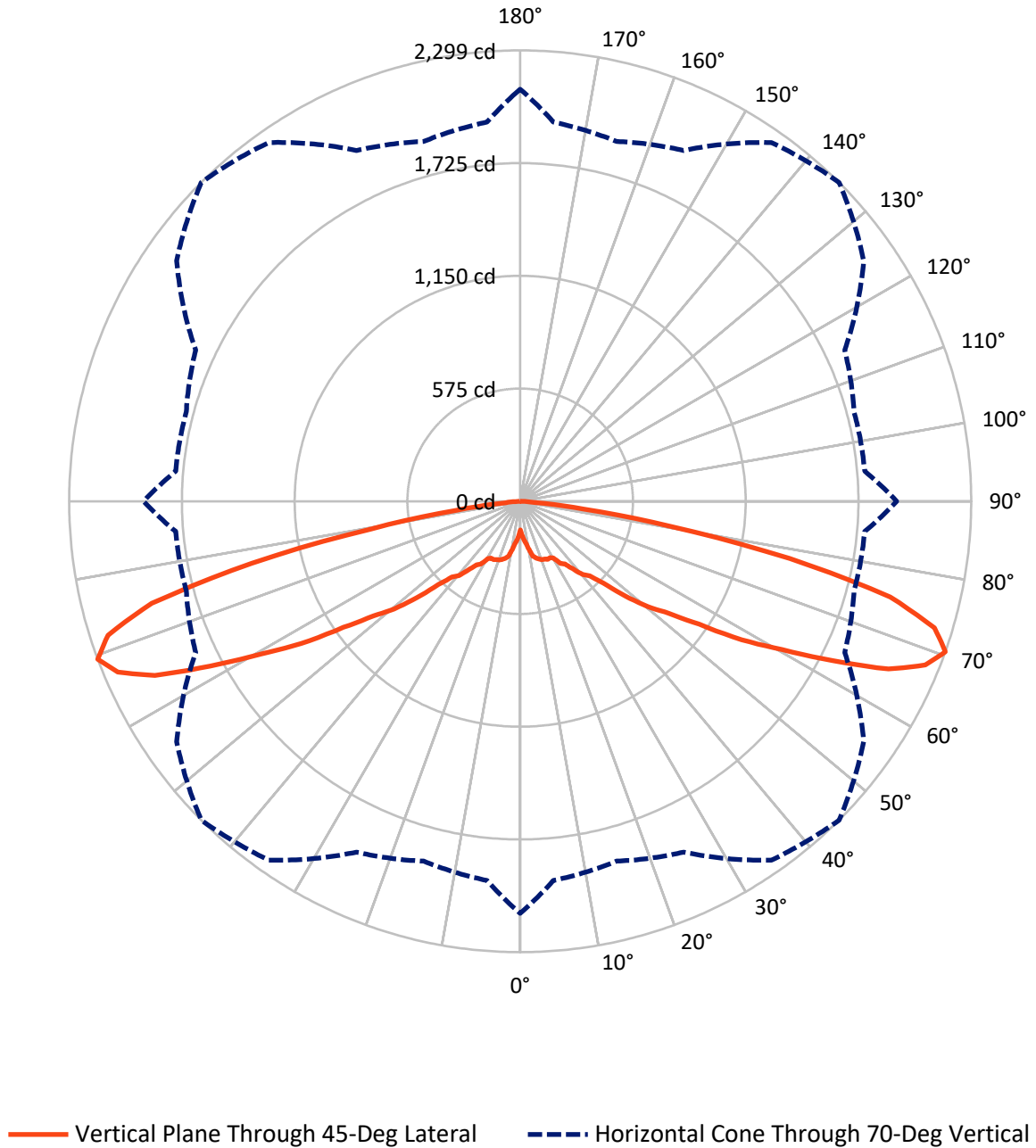
✕ Max cd
 - - - 1/2 Max cd



Based on 25 foot mounting height. Maximum calculated value = 0.5 fc
 Type V - Short - N/A

REPORT NUMBER: P596543
CATALOG NUMBER: MSA-SA1D-827-U-5WQ

Luminous Intensity Polar Plot



REPORT NUMBER: P596543
 CATALOG NUMBER: MSA-SA1D-827-U-5WQ

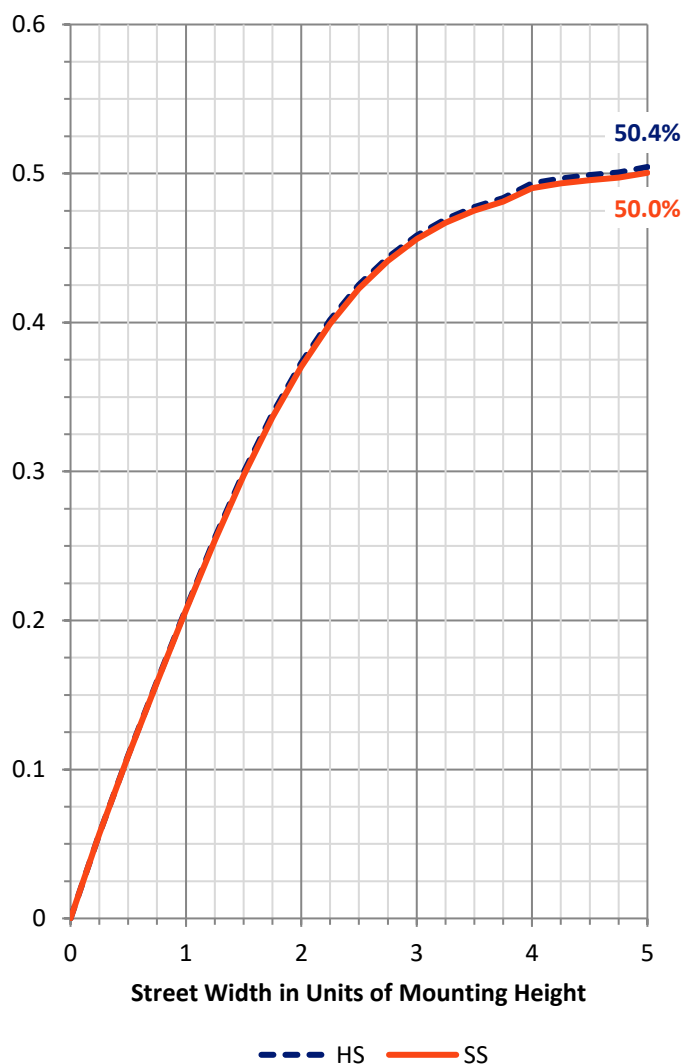
FLUX DISTRIBUTION:

		Downward	Upward	Total
House Side	Lumens	2704.0	0.0	2704.0
	% Fixture	50.0	0.0	50.0
Street Side	Lumens	2704.0	0.0	2704.0
	% Fixture	50.0	0.0	50.0
Total	Lumens	5408.0	0.0	5408.0
	% Fixture	100.0	0.0	100.0

ZONAL LUMENS:

Zone	Lumens	% Fixture
0°-10°	21.3	0.4
10°-20°	85.1	1.6
20°-30°	160.9	3.0
30°-40°	280.3	5.2
40°-50°	535.9	9.9
50°-60°	1039.2	19.2
60°-70°	1819.7	33.6
70°-80°	1367.6	25.3
80°-90°	97.8	1.8
90°-100°	0.0	0.0
100°-110°	0.0	0.0
110°-120°	0.0	0.0
120°-130°	0.0	0.0
130°-140°	0.0	0.0
140°-150°	0.0	0.0
150°-160°	0.0	0.0
160°-170°	0.0	0.0
170°-180°	0.0	0.0
0°-90°	5408.0	100.0
0°-180°	5408.0	100.0

Coefficient of Utilization



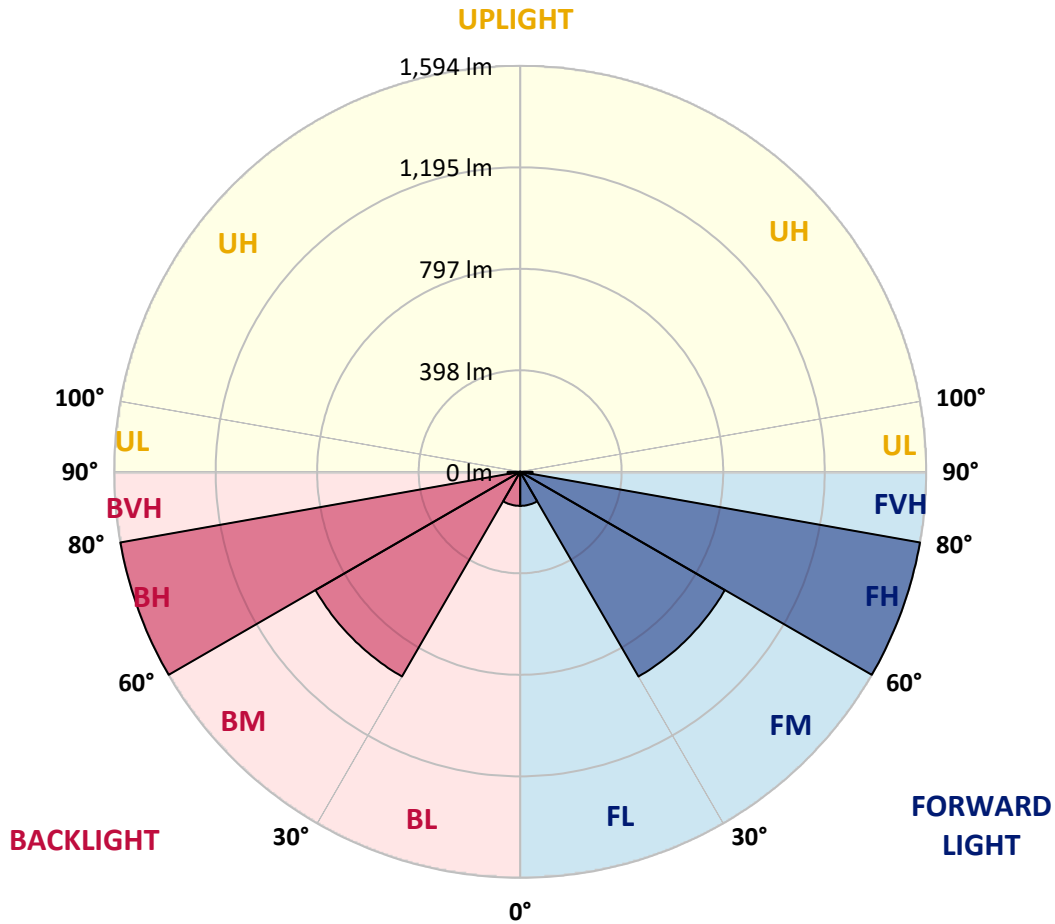
REPORT NUMBER: P596543
 CATALOG NUMBER: MSA-SA1D-827-U-5WQ

LUMINAIRE CLASSIFICATION SYSTEM LUMEN TABLE AND BUG RATING:

Zone	Lumens	% Fixture	Zone Rating/Lumen Limit		
			B	U	G
FL (0°-30°)	133.7	2.5			
FM (30°-60°)	927.8	17.2			
FH (60°-80°)	1593.7	29.5			G1/1800
FVH (80°-90°)	48.9	0.9			G1/100
BL (0°-30°)	133.7	2.5	B1/500		
BM (30°-60°)	927.8	17.2	B1/1000		
BH (60°-80°)	1593.7	29.5	B3/2500		G1/1800
BVH (80°-90°)	48.9	0.9			G1/100
UL (90°-100°)	0.0	0.0		U0/0	
UH (100°-180°)	0.0	0.0		U0/0	

BUG Rating: B3-U0-G1

Type V Short





REPORT NUMBER: P596543
 CATALOG NUMBER: MSA-SA1D-827-U-5WQ

CANDELA DISTRIBUTION (FULL):

	0°	5°	15°	25°	35°	45°	55°	65°	75°	85°	90°
0°	146.2	146.2	146.2	146.2	146.2	146.2	146.2	146.2	146.2	146.2	146.2
2.5°	177.9	175.2	166.6	167.0	171.0	171.4	171.8	166.6	165.3	176.0	176.6
5°	226.0	219.7	213.4	210.8	207.1	196.6	208.1	209.4	211.9	220.1	223.9
7.5°	258.1	250.3	241.7	236.4	226.2	217.6	227.0	234.8	239.8	249.0	254.3
10°	264.1	259.5	259.1	249.9	248.0	251.1	250.5	250.7	258.3	258.5	261.6
12.5°	283.2	286.6	280.1	276.9	278.8	286.6	280.3	277.6	279.4	288.1	284.5
15°	308.2	312.2	302.3	297.3	292.2	299.6	293.1	297.9	304.0	310.3	307.1
17.5°	335.9	336.1	322.7	304.0	308.4	309.5	307.1	303.2	320.6	335.7	334.2
20°	351.0	350.8	327.7	302.3	315.3	317.6	315.5	301.9	328.1	348.9	348.3
22.5°	366.5	361.9	334.2	313.6	318.5	320.4	315.5	314.3	334.2	363.2	362.9
25°	374.9	378.9	348.5	335.7	331.7	327.3	331.5	333.6	352.7	381.0	372.8
27.5°	401.1	394.6	352.7	351.4	343.0	325.6	340.1	350.4	351.4	397.1	405.5
30°	424.8	427.4	371.6	373.4	358.1	336.1	358.5	374.9	378.1	427.8	426.9
32.5°	450.0	451.1	405.1	385.6	379.1	378.3	369.7	383.9	408.7	448.5	450.2
35°	488.2	496.8	435.1	408.9	400.7	392.3	399.9	412.7	435.7	495.5	491.3
37.5°	575.7	562.0	500.4	446.0	440.6	437.2	443.3	452.5	499.7	563.5	583.0
40°	636.7	630.2	546.3	507.5	473.1	491.1	476.9	512.5	551.6	630.6	643.2
42.5°	731.4	702.4	616.2	568.1	532.5	519.7	527.6	574.2	623.9	712.1	736.8
45°	822.2	777.5	703.7	661.3	607.2	593.7	604.4	659.2	716.7	786.3	830.0
47.5°	914.9	868.8	787.6	726.3	682.0	722.1	687.1	739.1	796.4	877.4	916.2
50°	1011.2	960.0	879.9	813.2	809.4	844.9	802.9	829.5	882.6	966.5	1012.3
52.5°	1121.8	1066.6	986.5	941.4	950.2	947.9	939.5	934.6	986.9	1069.3	1123.7
55°	1253.3	1193.7	1129.8	1109.0	1133.3	1107.1	1119.5	1117.8	1125.4	1184.3	1247.9
57.5°	1412.4	1345.0	1280.8	1276.2	1307.5	1332.2	1310.2	1278.5	1265.3	1322.6	1395.4
60°	1612.7	1530.0	1459.6	1445.1	1534.2	1534.0	1514.1	1443.2	1438.2	1503.0	1590.7
62.5°	1834.0	1733.3	1656.3	1633.3	1773.0	1788.7	1726.6	1599.5	1625.5	1677.7	1781.8
65°	2022.0	1901.0	1829.2	1822.9	1993.7	2063.1	1925.9	1752.0	1760.4	1803.8	1916.5
67.5°	2144.5	1998.7	1941.7	1972.1	2184.4	2227.8	2100.3	1854.0	1824.2	1842.2	1976.9
70°	2101.5	1941.3	1900.1	1974.0	2233.7	2299.4	2137.8	1825.4	1762.1	1762.9	1919.4
72.5°	1775.7	1623.2	1642.7	1778.2	2117.1	2209.2	1964.1	1648.8	1519.1	1516.0	1658.0
75°	1174.2	1072.3	1149.3	1360.5	1760.0	1948.4	1627.4	1292.3	1129.8	1076.9	1186.6
77.5°	513.6	500.6	565.4	804.2	1199.8	1404.2	1165.8	844.2	614.5	511.1	558.3
80°	137.6	134.7	169.1	305.0	584.1	773.3	630.9	336.7	175.8	128.0	135.7
82.5°	50.1	51.4	62.7	85.4	192.4	325.6	209.6	98.4	66.5	54.5	54.5
85°	21.8	21.2	30.4	34.2	52.4	73.6	60.2	41.7	33.6	25.2	24.1
87.5°	5.9	7.3	10.3	10.7	13.6	11.1	15.9	14.7	12.6	8.8	7.1
90°	0.0	0.0	0.0	0.0	0.0	0.0	0.0	0.0	0.0	0.0	0.0

(END OF REPORT)